



Grande Prairie, Alberta

[www.peacelibrarysystem.ab.ca](http://www.peacelibrarysystem.ab.ca)

## **Working with the Alberta Research Portal**



Prepared by Samantha Mercer, Digital Learning & Outreach Librarian

October 2017

# Table of Contents

1 Definition .....	3
1.1 Database.....	3
1.2 Portal.....	3
1.3 Geo-authenticated .....	3
1.4 Primary source .....	3
2 About Alberta Research Portal .....	3
3 Access & Accounts.....	3
3.1 Who Has Access?.....	3
3.2 Create an Account .....	3
3.3 Use an Account.....	4
4 Databases .....	5
5 Browse & Search.....	8
5.1 Homepage .....	8
5.2 Browse databases .....	8
5.3 Gale Primary Sources .....	8
5.4 Individual Databases.....	9
6 Filters & Tools .....	11
6.1 Basic Filters .....	12
6.2 Term Clusters .....	13
6.3 Term Frequency.....	14
7 Document Tools .....	15
7.1 PDF Viewer.....	15
7.2 Document Details.....	15
7.3 Document Toolbar .....	15
7.4 Document Extras .....	15
8 Help.....	15

## 1 Definition

### Database

A database has a specific topic or source that influences the collections and documents it carries. You can search individual databases or you can use “Gale Primary Sources” to search all databases or handpick the databases relevant to your search. See section 4 for the list of databases.

### Portal

The portal home links all of the databases together for easy access. To access all of the databases, you will be using the Alberta Research Portal. You can run a basic search through the home portal page or you can select “Resources” and start going through individual databases.

### Geo-IP authenticated

The Alberta Research Portal uses the IP address of the internet connection to confirm your geographic location. This ensures everyone in the province of Alberta has equal access to this great resource.

### Primary source

Primary source items are any items or documents that were created at the time under study. This includes artifacts, diaries, manuscripts, autobiographies, maps, newspapers, monographs, legal documents and more.

## 2 About Alberta Research Portal

The Alberta Research Portal is a primary source database available to anyone located in Alberta. The site geo-IP authenticates users so there is no barcode login required. This resource can be used for free and is a fantastic tool for students, teachers, and researchers. The collections within the site offer 300+ million primary documents sourced from over 200+ libraries covering over 500 years of world history. A total of 72 languages are represented and 601,000 whole monographs are available.

## 3 Access & Accounts

### 3.1 Who Has Access?

Anyone located in Alberta with internet has access to the Alberta Research Portal. The site geo-authenticates users so there is no need to enter a library barcode and pin.

### 3.2 Create an Account

You do not need to create an account in order to use the Alberta Research Portal but it is an option. Creating an account will allow you to add tags to documents, save documents in one single place and keep sessional search history.

**To create an account:**

1. Go to any individual database or Gale Primary Sources.
2. Select "Sign In" on the top right.
3. Select "Create Account."
4. Fill out the form and select "I accept. Make my account" on the bottom right.

### 3.3 Use an Account

**To save documents:**

1. Run a search.
2. Locate the document that you want to save.
  - a. From the search results page: select the folder icon to the right of the document.
  - b. From the individual document page: select the folder icon located on top of the document on the right (just below the toolbar).

To see all of the saved documents on your account, you need to do the following steps on "Gale Primary Sources." If you do it on an individual database, it will only show the documents saved to your account on that specific database.

**To access saved documents:**

1. Select "Tools" on the top right.
2. Select "My Folder."
3. Select "Documents."
4. Locate the title you want and click the blue hyperlinked title.

**To add private tags:**

Private tags are only visible to the account that created them. You can only add tags to a document when logged into an account.

1. Run a search.
2. Go to the individual document page.
3. Scroll below the document and locate "Private Tags" to the right.
4. Type in your private tags.

**To access private tags:**

1. Select "Tools" on the top right.
2. Select "My Folder."
3. Select "Tags."
4. Click on the tag you want to expand.
5. Locate the title you want and click the blue hyperlinked title.

## 4 Databases

Each of these databases are available to search individually by selecting the “Resources” tab on the home portal page.

Database Name	Summary	Subjects
<b>17<sup>th</sup> &amp; 18<sup>th</sup> Century Burney Collection Newspapers</b>	The largest single collection of period English news media.	Colonization & British Studies   Newspapers
<b>18<sup>th</sup> Century Collections Online</b>	From bibles to sheet music, here are the critical tools for research and classroom use.	Colonization & British Studies
<b>19<sup>th</sup> Century Collections Online</b>	Primary sources from rare collections worldwide provide unique research opportunities.	Colonization & British Studies   History   Indigenous Peoples Studies   Journalism   Literature   Science
<b>19<sup>th</sup> Century North American Newspapers</b>	Cover-to-cover digitized newspapers with advanced searching capabilities.	Indigenous Peoples Studies   Newspapers
<b>19<sup>th</sup> Century UK Periodicals</b>	Content from the British Library, National Library of South Africa and many others.	Colonization & British Studies   Newspapers
<b>American Fiction, 1774-1920</b>	The premier source for peer-reviewed articles covering all academic disciplines.	History
<b>Archives of Sexuality &amp; Gender</b>	Rare, historic primary sources support research of LGBTQ history.	Colonization & British Studies
<b>Associated Press Collections Online</b>	Rare primary sources from journalism’s top name.	Journalism
<b>Brazilian and Portuguese History and Culture: The Oliveira Lima Library</b>	Oliviera Lima Library spotlights colonialism, Indigenous Peoples and much more.	History
<b>British Library Newspapers</b>	This fully searchable archive provides a first-hand account of British life in the 19 <sup>th</sup> c.	Colonization & British Studies   Newspapers
<b>British Literary Manuscripts Online</b>	Includes 5 million review citations, with links to 630,000+ full-text reviews.	Journalism

<b>Chatham House Online Archives</b>	Research, publications, speeches and archives support history, economics, law and more.	Political Science
<b>China from Empire to Republic</b>	Missionary, Sinology and Literary periodicals 1817-1949.	History
<b>Crime, Punishment and Popular Culture, 1790-1920</b>	US and global transcripts, forensics, photos, detective novels and more.	History   Political Science
<b>Daily Mail Historical Archive, 1869-2004</b>	Contains the regular edition and the Atlantic Editions.	Newspapers
<b>Early Arabic Printed Books from the British Library</b>	The first full-text digital library of its kind, with content in Arabic script.	History
<b>Economist Historical Archive</b>	Full-text content with search indexes, topic and area supplements, and surveys	Business   Newspapers
<b>Financial Times Historical Archives, 1888-2010</b>	Full coverage of the influential periodical supports scholarly research	Newspapers
<b>Gale World Scholar: Latin America and the Caribbean</b>	Primary documents are sources from collection in the US and abroad	History
<b>Illustrated London News Historical Archive Online, 1842-2003</b>	Over 260,000 full-colour pages of the first illustrated weekly newspaper.	Colonization & British Studies   Newspapers
<b>Independent Digital Archive</b>	Full-text, archived editions of Britain's nonpartisan daily national newspaper.	Newspapers
<b>Indigenous Peoples of North America</b>	A diverse, appealing search enables intelligent inquiry into culture and heritage.	Indigenous Peoples Studies
<b>Liberty Magazine Historical Archive, 1924-1950</b>	Liberty charted the moods, lifestyles, fads and fortunes of middle-class America.	Newspapers

<b>Listener Historical Archive, 1929-1991</b>	The BBC's newspaper bears witness to intellectual and cultural history.	Newspapers
<b>Making of the Modern World</b>	Primary sources track western development through the lens of trade and wealth.	Business
<b>Picture Post Historical Archive</b>	The pioneering photojournalism newspaper covered social and political issues.	Newspapers
<b>Punch Historical Archive, 1841-1992</b>	All issues, seasonal numbers and almanacs of the icon British publication.	Newspapers
<b>Sabin America, 1500-1926</b>	Over 6 million pages from Joseph Sabin's books, pamphlets, serials and other documents.	Indigenous Peoples Studies
<b>Slavery and Anti-Slaver Transnational Archive</b>	The largest project of its kind covers the subject from a global perspective.	History
<b>Smithsonian Collections Online</b>	Historic magazines cover modes of flight, World's Fairs, and trade literature.	Business   History   Newspapers   Science
<b>State Papers Online</b>	Historic documents are linked by original manuscripts to their calendar or catalog entries.	Colonization & British Studies
<b>Sunday Times Digital Archive</b>	Analysis & commentary on murder, theatre, sport & politics in narrative detail.	Newspapers
<b>Telegraph Historical Archive</b>	Nearly 150 years of the influential paper includes both the daily and Sunday editions.	Newspapers
<b>Times Digital Archive</b>	The world's newspaper of record is searchable for invaluable historical research.	Newspapers
<b>Times Literary Supplement Historical Archive</b>	An essential companion for studying literary activity and critical opinion makers	Newspapers

## 5 Browse & Search

### 5.1 Homepage

You can run a basic search from the home portal page. Type your terms into the white bar and the search will run through most of the databases available. The search results page will bring you into Gale Primary Sources where you can use the panel on the left to filter and edit your search.

### 5.2 Browse databases

From the home page, select “Resources” to access the full list of the databases available to run individual searches on. The first one on the list called “Gale Primary Sources” will run searches through most of the databases. You can also select a single database and run searches. If you are looking for databases on a certain subject or topic, try using the tabs on the top to switch between:

- Business
- Colonization & British Studies
- History
- Indigenous Peoples Studies
- Journalism
- Literature
- Newspapers
- Political Science
- Science

### 5.3 Gale Primary Sources

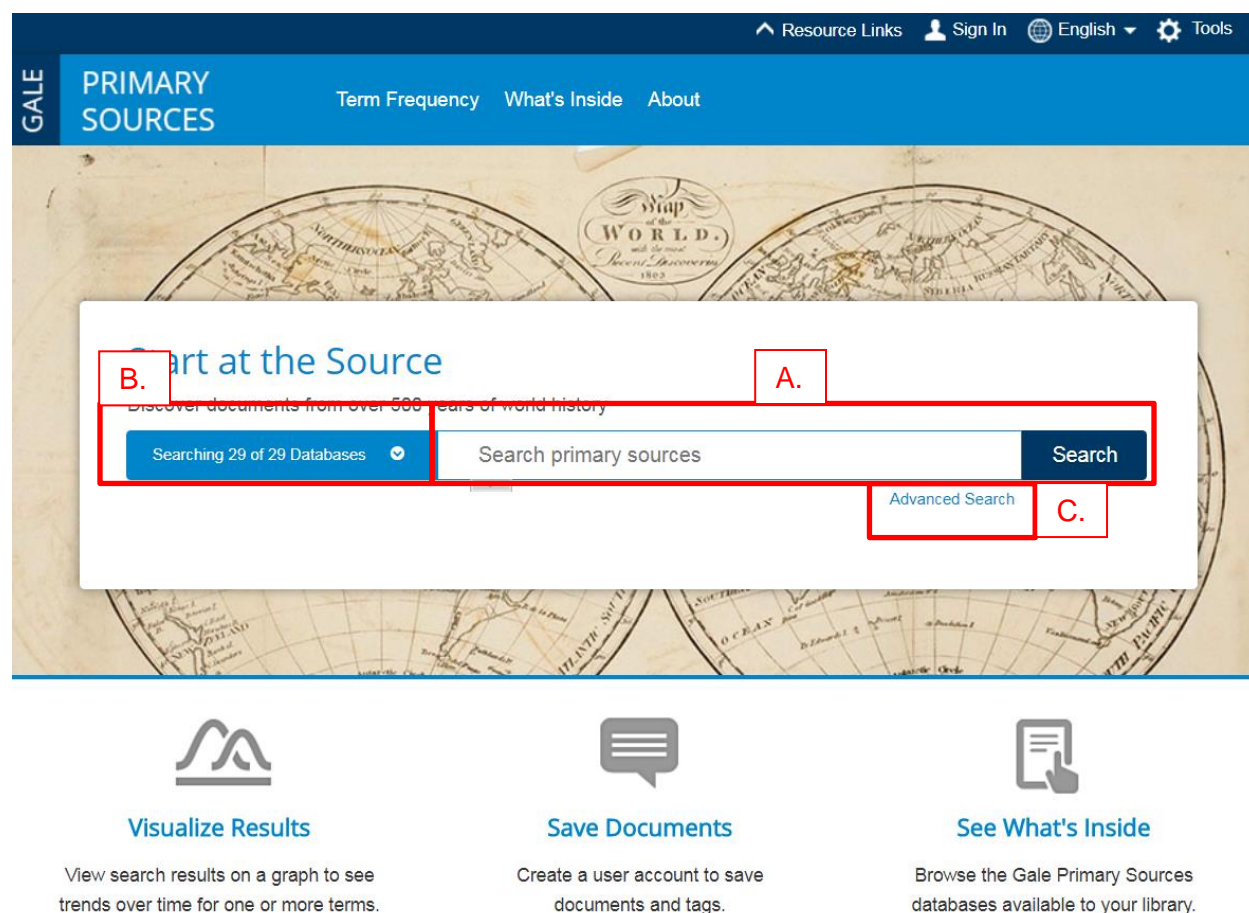
Using Gale Primary Sources will run your search through all **BUT** the following databases:

- British Literary Manuscripts
- Chatham House Online Archive
- Early Arabic Printed Books
- Gale World Scholar: Latin America and the Caribbean
- Slavery & Anti-Slavery
- State Papers Online

These databases are not currently included but work is being done to catalogue them so they will be available to work using Gale Primary Sources in the future. All of these archives are able to be searched individually.



Gale Primary Sources looks like this:



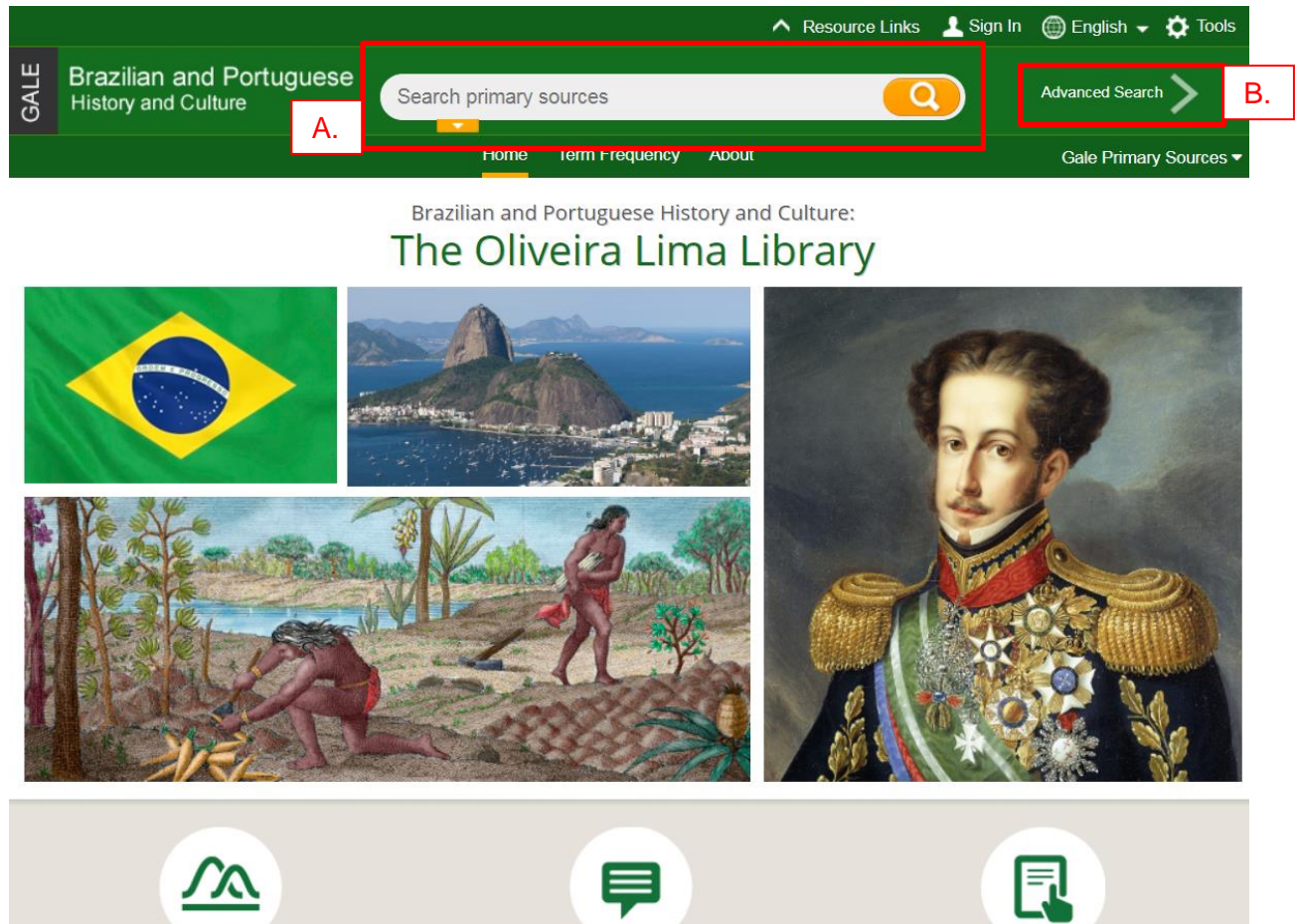
You can run a basic search by clicking and typing into the white box (see A). You can search through all, one or a handful of the databases by selecting the blue button to the left of the basic search bar (see B). Below the basic search bar is the advanced search option (see C).

## 5.4 Individual Databases

From the home portal page:

1. Select the “Resources” tab on the top right.
2. Scroll through the list to find the database you want.
3. Select the title.
4. You will be launched into the database.

Most of the databases have similar layout (though some are very different) and look something like this:



The basic search bar is placed on the top center of this database (see A) while the advanced search feature can be accessed by selecting the button to the right of the basic search bar (see B).

## 6 Filters & Tools

To run a search, type your search terms into either the basic search or advanced search options on the databases or the basic search from the home portal page. Your results page will look something like this:

Search results: Basic Search= alberta

**Content Types**

- Monographs (1,396)
- Manuscripts (1,565)
- Newspapers & Periodicals (146,771)
- Magazines (155)
- Photographs (10)
- Maps (188)
- Images (1)

**Analyze Results**

- Term Clusters
- Term Frequency

**Limit Search By**

Search within results

**Databases**

- British Library (68,252)

**Monographs** View All 1,396

**Royal Rogues: By Alberta Bancroft: Illustrated by Louis Betts**

Bancroft, Alberta, 1873-?  
New York: G. P. Putnam's Sons, 1901 ([New York]: The Knickerbocker Press). 367 pp.  
From *American Fiction*

Keywords In Context Full Citation Illustrated Work

**Die Liebesquelle von Spangenberg eine Erzählung von Alberta von Freydorf**

Freydorf, Alberta von Cornberg von, 1846-?  
Berlin: Alexander Duncker, 1885. 365 pp.  
From *Nineteenth Century Collections Online*

Keywords In Context Full Citation

**Royal Rogues: By Alberta Bancroft: Illustrated by Louis Betts**

Bancroft, Alberta  
New York: G. P. Putnam's Sons, 1901 ([New York]: The Knickerbocker Press). 367 pp.  
From *American Fiction*

Keywords In Context Full Citation Illustrated Work

The results page will be organized by format (sees A). To check out all of the results in that format, select the “View All” button beside it. A list of all the formats appears on the left panel.

To add a document to your folder, select the folder to the right of the title (see B).

To access the document, select the title (see C).

The digitized document page will look something like this:


[Back to Search Results](#)

[Bookmark](#)
[Download](#)
[Share](#)
[Print](#)
[Citation Tools](#)
[Email](#)

[Die Liebesquelle von Spangenberg eine Erzählung von Alberta von Freydorf](#)

Freydorf, Alberta von Cornberg von, 1846-?  
 Berlin: Alexander Duncker, 1885. 365 pp.  
 From *Nineteenth Century Collections Online*

1 - 365 / 50 [Go](#) [+](#) [-](#) [↔](#) [↕](#) [🖼](#)



Am Ziehbrunnen.

**S**pät am Nachmittage desselben Tages sah Elfe wieder in der Feisblattlaube; durch die Blätter und Blüthen drang das Licht der untergehenden Sonne und übergoss ihr lieblich Gesicht mit rosigem Schein. Sie hatte den Roden zur Seite geschoben, untbätig ruhten die Hände im Schooß, und still horchte sie auf die Erzählung des jungen Mannes, der vor ihr stand, angelehnt an den Eingangspfosten der Laube.

Es war ein schmuder Jüngling; frei wallte ihm das dunfle Gedeckere um die Schultern. Sein violettes

**Document Details**

**Search Within**

Enter search term [🔍](#)

☐ Allow variations [?](#)

**Table of Contents**

- ☒ [Front Matter](#)
- [Main Body](#)
- [Back Matter](#)

## 6.1 Basic Filters

There are millions of documents in these databases so there is a good chance that your first search could bring back thousands of results. Use these filter tools to help you zone in on the information you want. Look at the panel on the left.

**Format**

**Content Types**

Monographs	(1,396)
Manuscripts	(1,565)
Newspapers & Periodicals	(146,771)
Magazines	(155)
Photographs	(10)
Maps	(188)
Images	(1)

**Limit Search By**

Search within results [🔍](#)

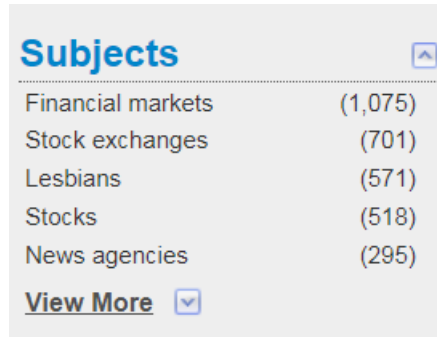
**Databases**

**Databases**

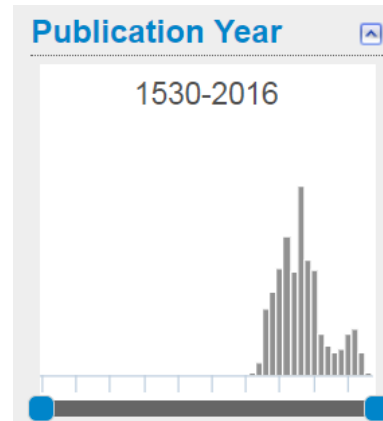
British Library Newspapers	(68,252)
The Financial Times Historical Archive, 1888-2010	(23,672)
The Times Digital Archive	(19,347)
The Telegraph Historical Archive	(10,906)
Nineteenth Century U.S. Newspapers	(5,979)

[View More](#) [📄](#)

## Subjects



## Age



## 6.2 Term Clusters

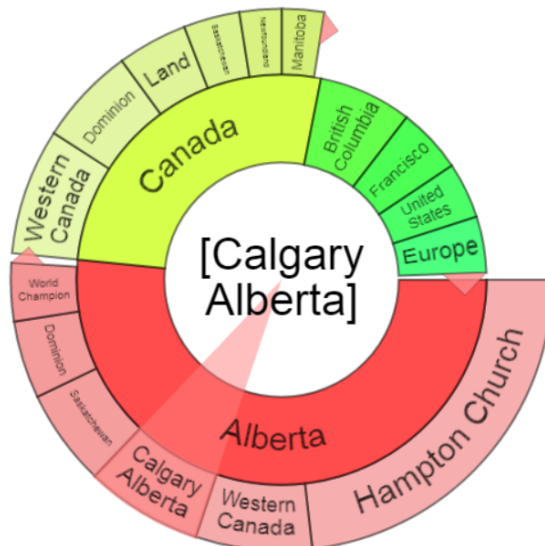
Located in the left panel is a section called “Analyze Results” and “Term Clusters” is within this. Term Clusters will display your search term and help you find out how to improve your results. When you click on an area of the wheel or tile, the results within those terms will show up on the right. From there, you can click the blue hyperlinked title and be launched into the digitized document. You can see the terms displayed as a wheel or in tiles like this:

### Term Clusters

There are two ways to visualize below which words and subjects are found most often in the text of your search results.

Visualization: ☒ Wheel ☐ Tiles

[Reset](#) [Help](#)



### Results

Clicking on a topic wheel or tile narrows your original search results to the documents also containing that subject or term.

Results for cluster: Calgary Alberta (6)

- [Canada](#)  
Smithsonian May 1980, Vol. 11, Issue 2, p.165 (41 words).  
[Advertisement]
- [Jones Loses to Chalmers](#)  
By a Special Correspondent in Calgary, Alberta. The Daily Telegraph (London, England) Wednesday, September 8, 1982, Issue 39575, p.27 (90 words). [Article]
- [Maltese Ends Chalmers Run](#)  
By a Special Correspondent in Calgary, Alberta. The Daily Telegraph (London, England) Monday, September 13, 1982, Issue 39579, p.21 (101 words). [Article]
- [Chevron](#)  
Smithsonian March 1993, Vol. 23, Issue 12, p.[39] (89 words).  
[Advertisement]
- [Parsons is New World Champion](#)  
By a Special Correspondent in Calgary, Alberta. The Daily Telegraph (London, England) Tuesday, September 21, 1982, Issue 39586, p.30 (254 words). [Article]



There are two ways to visualize below which words and subjects are found most often in the text of your search results.

[Reset](#) [Help](#)

Results for cluster: Gas (6)

- ## 6.3 Term Frequency

Enter words or phrases to graph their occurrence against the narrowed search results.

Term

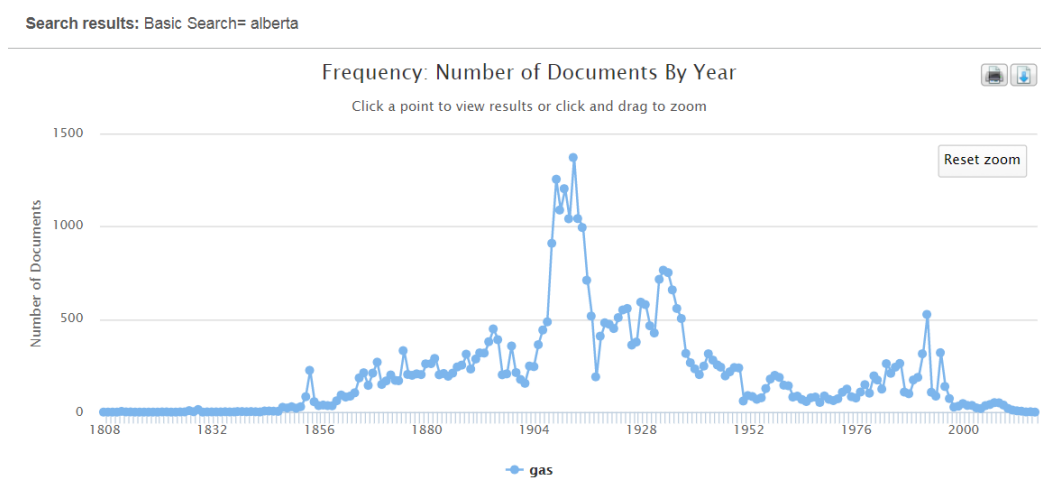
[+ Add row](#) [- Delete row](#)

[Graph](#)

☒ Frequency ☐ Popularity [?](#)



You can click and drag your mouse over a time period that you want the graph to zoom in on.



## 7 Document Tools

### 7.1 PDF Viewer

Once you select the title of the document, you will be launched into a page that includes the PDF viewer. You can use the arrows on the top left to turn the pages or type in the page number to jump to that page. You can adjust the image brightness, contrast or invert the image which can be helpful when trying to read older documents.

### 7.2 Document Details

To the right of the PDF Viewer is a panel that will allow you to search within the document, jump to the relevant pages based on your original search, use the table of contents and find illustrations.

### 7.3 Document Toolbar

On the top right of the page is the document toolbar. Here, you can bookmark the URL for future use, download all of the document or specific pages, share on social media platforms, print, access the citation tool or email the document.

### 7.4 Document Extras

Below the PDF Viewer are notes related to the document, public tags, private tags, full citation and the source citation. Public tags and private tags can only be used if you are logged into an account. Public tags are terms that you can add which can make the document more searchable. These terms will be reviewed and added if deemed appropriate. Private tags are tags saved to your account and are not visible to anyone else.

## 8 Help

Select the “Tools” button on the top right and choose “Help” from the drop down menu.